

## Updated process for community-initiated service-learning opportunities

In order to be more responsive to community-initiated needs as well as to further develop ongoing collaborations between faculty and community partners, the CSL is providing an additional process to connecting community needs to service-learning courses. In the past, we have sent out requests for service-learning projects to meet specific course needs each semester. This will still happen on a case by case basis with specific faculty. For other courses, we are introducing a new model to first identify community needs and then match them with appropriate courses as they become available.

There will always be some faculty-initiated matches and you may have faculty reaching out directly to you about collaborations. The CSL will still facilitate connections from faculty who are interested in working with very specific projects or very specific partners.

### The process outlined below will allow you to initiate a potential service-learning match.

Partners with specific needs that may be best addressed by students from a certain academic discipline, or with the added benefit of course accountability are encouraged to submit projects directly to iServe within our ***“potential service-learning initiative”***.








Instructions are as follows:

1. Access your organization manager area
2. Go to volunteer needs and click ‘add new volunteer need’
3. Fill in relevant details about your organization needs paying specific attention to the following areas
  - a. Title – “Service-Learning: (A relevant eye-catching title)”
  - b. Description – Describe your need, including any pertinent details, capacity for # of students you can work with, amount of time you think students may need to spend on the project, specific disciplines you think would be the best fit, a preference for graduate or undergraduate students, and any specific learning benefits you anticipate for the students. ***Think of faculty as the audience you are writing for.***
  - c. Privacy – Choose private
  - d. Initiative – Select ‘Potential Service-Learning Opportunities’
  - e. Duration – Choose Runs Until, then enter a 4/30 or 12/30, based upon the semester you are considering.
  - f. Capacity - Leave blank
  - g. Hours – Enter 0. The actual hours can be discussed with an interested instructor to see if it is a good match. You are encouraged to enter information related to how labor intensive of a project it may be in the description area.
  - h. Hours description – If there are specific times students would need to work on the project, or any information about the hours that you are available to assist students, enter that here.
  - i. Impact area – choose the best fit
  - j. Interests and Abilities – Choose as many as you think are relevant, this may help faculty sift through options.
  - k. Click create volunteer need

4. The need will be approved by our iServe administrator and the CSL will follow up if there are specific questions. You can add a need to this initiative at any time, but we will send out reminders during prime planning times leading up to each semester.
5. The CSL will use the opportunities in this initiative to help faculty find projects that are a best fit for their students' learning needs. We cannot guarantee that we will find a service-learning course to meet each need but having the needs submitted will help us to better connect with the appropriate faculty to meet our community's identified needs.
6. When a professor identifies an opportunity they are interested in, they will reach out to initiate a more detailed discussion about your needs and their course needs to see if there is a good fit. The CSL service-learning coordinator will provide support as necessary to ensure that a good match is made, and appropriate resources are in place. We will adjust the need on iServe as necessary for students in the course to track hours.

**Example:**

## Service-Learning: Put the fun back in our playroom! 🔒

	<p>Until Apr 30, 2020</p>	 <p>We are available to have students onsite M-F from 9-5. Some of this project would be carried out by students outside of our facility.</p>	<p>Interests</p> <div>    </div>
<p><b>Description</b></p> <p>We have a playroom for the children of our clients to spend time in while their parents are working on job applications, meeting with counselors, and taking care of other important tasks. We have an assortment of toys and books but the room is not very appealing. We would love to have someone help us decorate the room and come up with a system for obtaining and maintaining toys and books. We want to ensure we are following proper health and safety guidelines so would like assistance researching industry practices and implementing systems so that we have a sustainable, safe, healthy and fun playroom for the kids to enjoy! Based on the systems developed, we would likely then need to implement a drive to obtain specific supplies.</p> <ul style="list-style-type: none"> <li>• This project could be taken on by a few students working in depth or a larger group of students who would divide the tasks. This could be a good fit for students studying child development, interior design, psychology, education or other disciplines.</li> <li>• There is a lot of room for creativity within the project. Students would learn about project management, health and safety regulations within childcare, donor management, design concepts, and more.</li> <li>• We would like to establish regular communication and will need to have some decisions approved by our board.</li> <li>• This entire project, including research, material collection, development of process, and room decoration could take around 40 hours. This is just an estimate and we would be happy to discuss the scope with an interested instructor.</li> </ul>			<p><b>Organization</b></p> <div>  <p>Families Plus</p> <p> FANNED</p> </div>